



Introduction	3
Roband Quartz Heat Lamp Assemblies	4/5
Roband Infra-Red Heating Assemblies	6/7
Accessories	8
Blueprints	8




## Introduction

Designed and manufactured in Australia, the range of Roband Lamp Assemblies are a stylish and essential tool to keep prepared food at the required serving temperature before the meal is delivered to the patron.

The range includes Quartz Heat Lamps that provide a combination of heat and light and are generally used in pass-through areas as well as infra-red Heating Assemblies that utilise infra-red to provide variable and efficient heat and are used in the kitchen back-of house where heat but no illumination of the foods is required.

Roband quartz and infra-red assemblies are manufactured from an exclusive extruded anodized aluminium section, specifically designed to breathe. Available in a variety of sizes, the Roband Lamp Assemblies will suit a wide range of applications.

All Roband Lamp Assemblies are designed to run at 220-240V 50-60Hz and are CE approved. 



### Standard Models

The standard heat lamp assemblies (e.g. HQ900E & HE900) come with a control box that houses the isolating on/off switch. They also feature a simple mounting system and come complete with a 16 Amp plug and cord, whereby they can easily be installed and operated without an electrician's involvement.



### Fabricator Models

The heat lamp assemblies are also available without the control box and on/off switch (e.g. HUQ825E & HUE825) so they can be connected to a remote switch setup. The removal of the control box shortens the length of the lamp assembly accordingly. The optional mount kit (the round tubes pictured right) is ideal for installation.



# LÖLSBERG

## Roband Quartz Heat Lamp Assemblies

For use in either front or back of house but generally used in pass-through areas, the heat lamp assemblies come fitted with Easy Fit quartz halogen globes engineered to give a balance of heat and light. These Easy Fit globes can be easily removed and replaced without the need for an electrician. All units are fitted with a metal lamp guard that covers each light.



### Specifications – Standard Models (Includes Control Box)

Model	Description	Power (Watts)	Length (mm)	Lamp Centres*	Inclusions
HQ450E-F	1 lamp	350	450	/	switch, plug & cord
HQ900E-F	2 lamps	700	900	400	switch, plug & cord
HQ1200E-F	3 lamps	1050	1200	345	switch, plug & cord
HQ1500E-F	4 lamps	1400	1500	345	switch, plug & cord
HQ1800E-F	4 lamps	1400	1800	400	switch, plug & cord
HQ2100E-F	5 lamps	1750	2100	400	switch, plug & cord

\* Length between centres of each lamp. 220-240V 50-60Hz. CE



Model HQ900E-F



### Specifications – Fabricator Models (No Control Box)

Model	Description	Power (Watts)	Length (mm)	Lamp Centres*
HUQ375E	1 lamp	350	375	/
HUQ800E	2 lamps	700	825	400
HUQ1125E	3 lamps	1050	1125	345
HUQ1425E	4 lamps	1400	1425	345
HUQ1725E	4 lamps	1400	1725	400
HUQ2025E	5 lamps	1750	2025	400

\* Length between centres of each lamp. 220-240V 50-60Hz. CE

#### Why Quartz?

- "Easy-fit" lamps
- Parallel Wiring – if 1 lamp fails, the remaining lamps still function
- Dual jacket lamp
- Lifespan 5,000-10,000 hours
- Custom Roband ceramic cap – rounded ends make installation easier



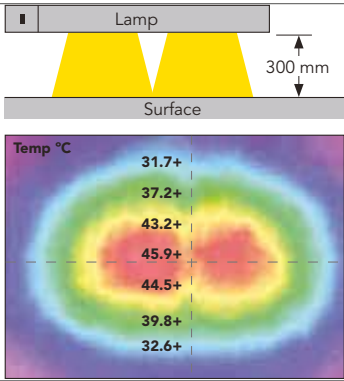
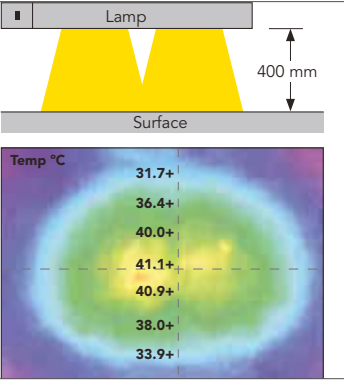
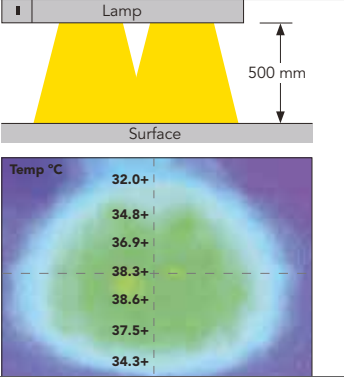
Model HUQ825E-F



## Heat Specifications

The lamp and heating assemblies are designed to delay the loss of heat from prepared food while waiting to be taken to the table. The thermal images below provide a guide as to heat projection when mounted at various heights. Note these units are not designed to bring food up to serving temperature.

### Quartz Heat Lamp Assemblies – surface temperature from projected heat on the example HQ900E-F\*

	<p>Thermal image depicting temperatures in degrees Celsius when HQ900E-F lamp positioned 300 mm above surface.</p>
	<p>Thermal image depicting temperatures in degrees Celsius when HQ900E-F lamp positioned 400 mm above surface.</p>
	<p>Thermal image depicting temperatures in degrees Celsius when HQ900E-F lamp positioned 500 mm above surface.</p>

\* These results were recorded in the Roband factory under test conditions at 23 °C. Temperatures were recorded on a timber surface. Variations to these temperatures will occur in different ambient conditions and with different food types.

# LÖLSBERG

## Roband Infra-Red Heating Assemblies

These units are designed generally for use in back-of-house applications where more heat and no light is required. The heat is provided by a stainless steel element and an energy regulator is used on the standard units to precisely control the output, emitting a very even heat over the length of the warming area.



### Specifications – Standard Models (includes control box)

Model	Description	Power (Watts)	Length (mm)	Inclusions
<b>HE900-F</b>	1 element	900	900	energy regulator, plug & cord
<b>HE1200-F</b>	1 element	1200	1200	energy regulator, plug & cord
<b>HE1500-F</b>	1 element	1500	1500	energy regulator, plug & cord
<b>HE1800-F</b>	1 element	1800	1800	energy regulator, plug & cord

220-240V 50-60Hz. CE



Model  
HE1200-F

### Specifications – Fabricator Models (No Control Box)

Model	Description	Power (Watts)	Length (mm)
Complete with 1500mm flying leads (A, N & E) for installation and remote switch.			
<b>HUE825</b>	1 element	900	825
<b>HUE1125</b>	1 element	1200	1125
<b>HUE1425</b>	1 element	1500	1425
<b>HUE1725</b>	1 element	1800	1725

220-240V 50-60Hz. CE

#### Why Infra-Red?

- Instant Heat - 90% in 1 sec.
- 92% Efficiency
- Targeted Heat
- Reliable – 5,000-10,000 hours
- Cost effective – heat objects, not air
- Low maintenance

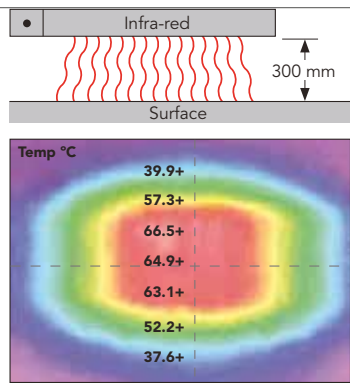


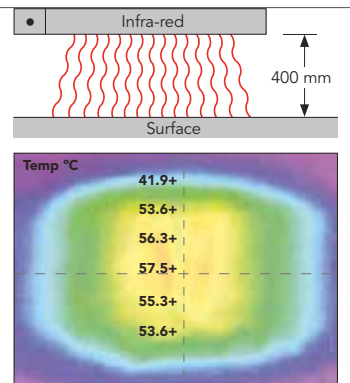
Model  
HUE1125

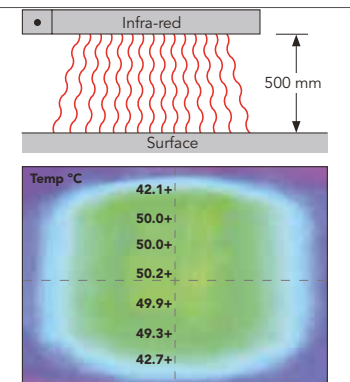
## Heat Specifications

The lamp and heating assemblies are designed to delay the loss of heat from prepared food while waiting to be taken to the table. The thermal images below provide a guide as to heat projection when mounted at various heights. Note these units are not designed to bring food up to serving temperature.

### Infra-Red Heating Assemblies – surface temperature from projected heat on the example HE900-F\*

	<p>Thermal image depicting temperatures in degrees Celsius when HE900-F lamp positioned 300mm above surface.</p>
------------------------------------------------------------------------------------	------------------------------------------------------------------------------------------------------------------

	<p>Thermal image depicting temperatures in degrees Celsius when HE900-F lamp positioned 400mm above surface.</p>
-------------------------------------------------------------------------------------	------------------------------------------------------------------------------------------------------------------

	<p>Thermal image depicting temperatures in degrees Celsius when HE900-F lamp positioned 500mm above surface.</p>
-------------------------------------------------------------------------------------	------------------------------------------------------------------------------------------------------------------

\* These results were recorded in the Roband factory under test conditions at 23 °C. Temperatures were recorded on a timber surface. Variations to these temperatures will occur in different ambient conditions and with different food types.

### Optional Mount Kit

The kit includes 2 x 19mm diameter round tubes, inserts and mounting brackets, with instructions for installation by an electrician. 600mm tubes can be cut to the desired length once on-site.



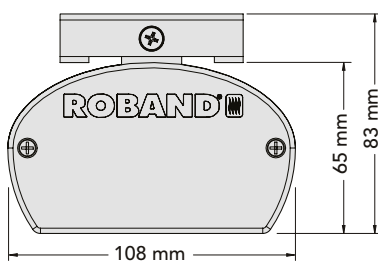
Fabricator model with HM600 mount kit installed.

Model	Description	Mount Type	Length (mm)
<b>HM600</b>	Mount kit for all Quartz lamps and Infra-Red heat assemblies	round	600

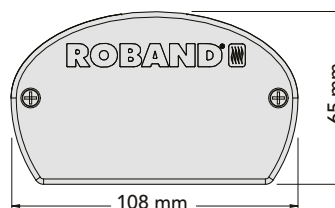
Model	Description	Power (Watts)
<b>EC0421</b>	Spare globe for HQ and HUQ model lines	350



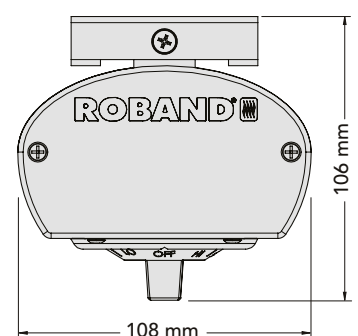
Dimensions quartz lamps (HQ)



Dimensions fabricator models (HUQ & HUE)



Dimensions infra-red heating assemblies (HE)



**ROBAND** 

distributed by

**LÖLSBERG**

Roband Australia Pty Ltd,  
1 Inman Road,  
Cromer, NSW 2099  
Australia  
Tel: +61 2 9971 1788  
Fax: +61 2 9971 1336  
Email: roband@roband.com.au  
www.roband.com.au

LÖLSBERG, Inh. Bernd Lölsberg  
Otto-Hahn-Straße 9a  
97230 Estenfeld  
Deutschland  
Tel: +49 (0) 9305 98978-0  
Fax: +49 (0) 9305 98978-88  
Email: info@loelsberg.de  
www.loelsberg.de

Your contact:

0519